



# YEAR END REPORT

JULY 2022 - JUNE 2023



A black and white photograph of a stage performance. The scene is dimly lit, with spotlights illuminating the stage. In the foreground, the silhouettes of an audience are visible. On the stage, several performers are present, including a musician on the left and a group of people on the right. The background features a large screen or backdrop. Overlaid on the image is the word 'SHEKESPEARE' in a large, bold, orange, stylized font. The letters are thick and have a slightly irregular, hand-drawn appearance. The 'S' at the beginning and the 'E' at the end have long, flowing tails that extend towards the top and bottom edges of the frame, respectively. The overall composition is centered, with the text dominating the middle of the image.

# SHEKESPEARE

# CHURCH ATTENDANCE

*Weekly Average* ✨

Total: **8,096**

In-Person: **5,005**

Online: **3,092**

## By Campus

Vacaville: **3,239**

Napa: **615**

East Bay: **534**

Roseville: **224**

Roseville Slavic: **445**



## Christmas

Christmas Eve Attendance: **5,296 / 7 Services**

Roseville Slavic Christmas Day Service: **454**

## Easter


Good Friday Services: **2,480**

Easter Service (4/9/2023): **14,068 / 13 Services**

In-Person: **9,992** / Online: **4,076** unique viewers



**113 BAPTISMS**

  
across all campuses

**935 CONNECTED**

across  
all campuses

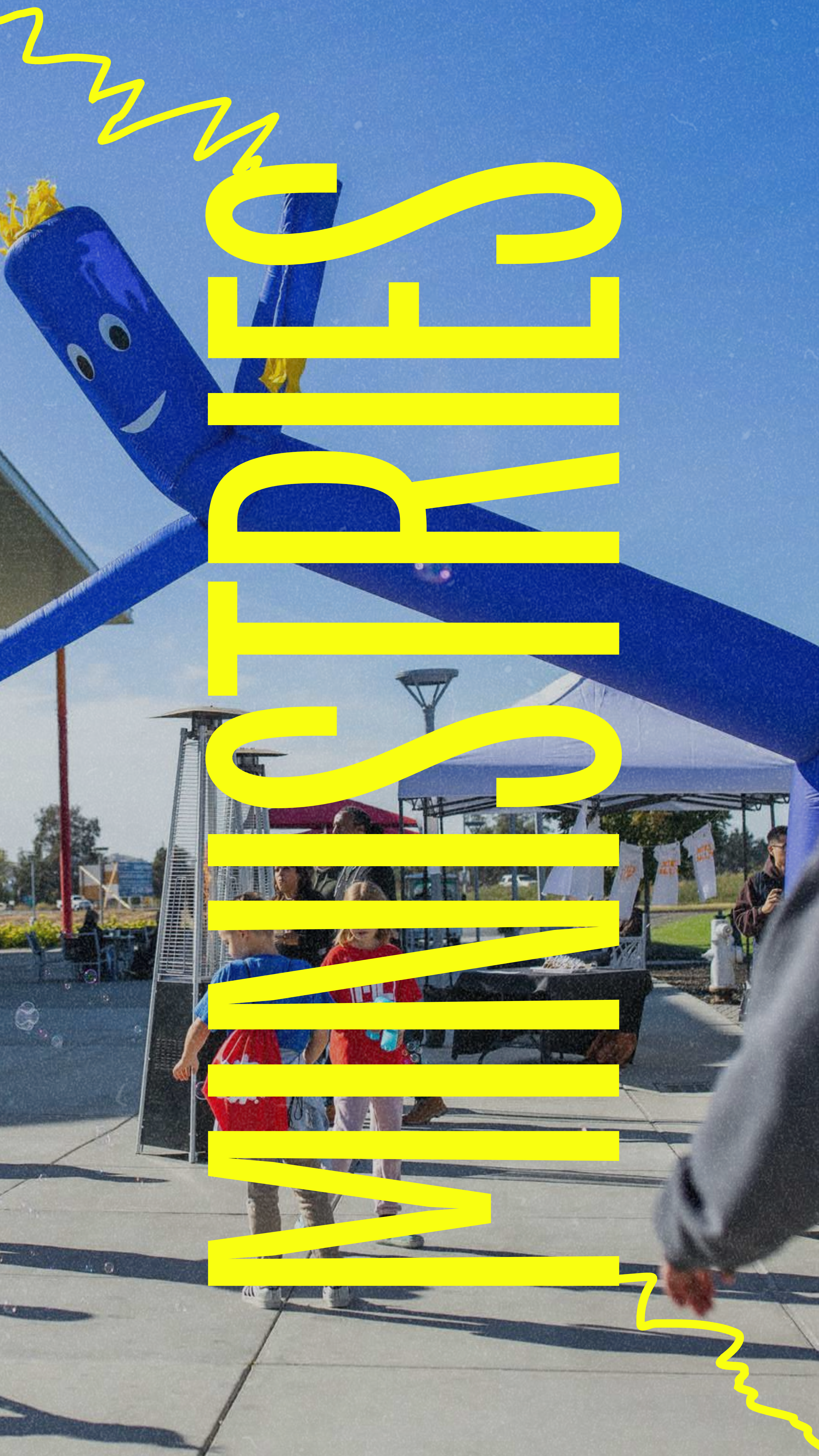
**252 DISCOVER**

  
new members  
finished the class

**253 ESSENTIALS**

  
completed the class





S  
E  
E  
R  
T  
S

# GROUPS

**4,340** people in a group

**650** group leaders

**480** groups

**139** new groups launched

**200+** people joined a group  
for their first time



# MISSIONS

**7** total mission trips sent

**86** people to **3** countries.

# TFH NETWORK

**51** churches represented across

**11** states and **3** countries.

# BEIT ABBA

**195** Attended Passover Seder

**120** Average Attendance for Shabbot/Havurah

**KIDS** 650+ volunteers served and hosted  
over 700 kids on average each week

# LEADERSHIP COLLEGE

22 new students completed the 9-month  
Leadership College program this year.

# YOUTH

Weekly Youth Gatherings: 500+  
average attendance

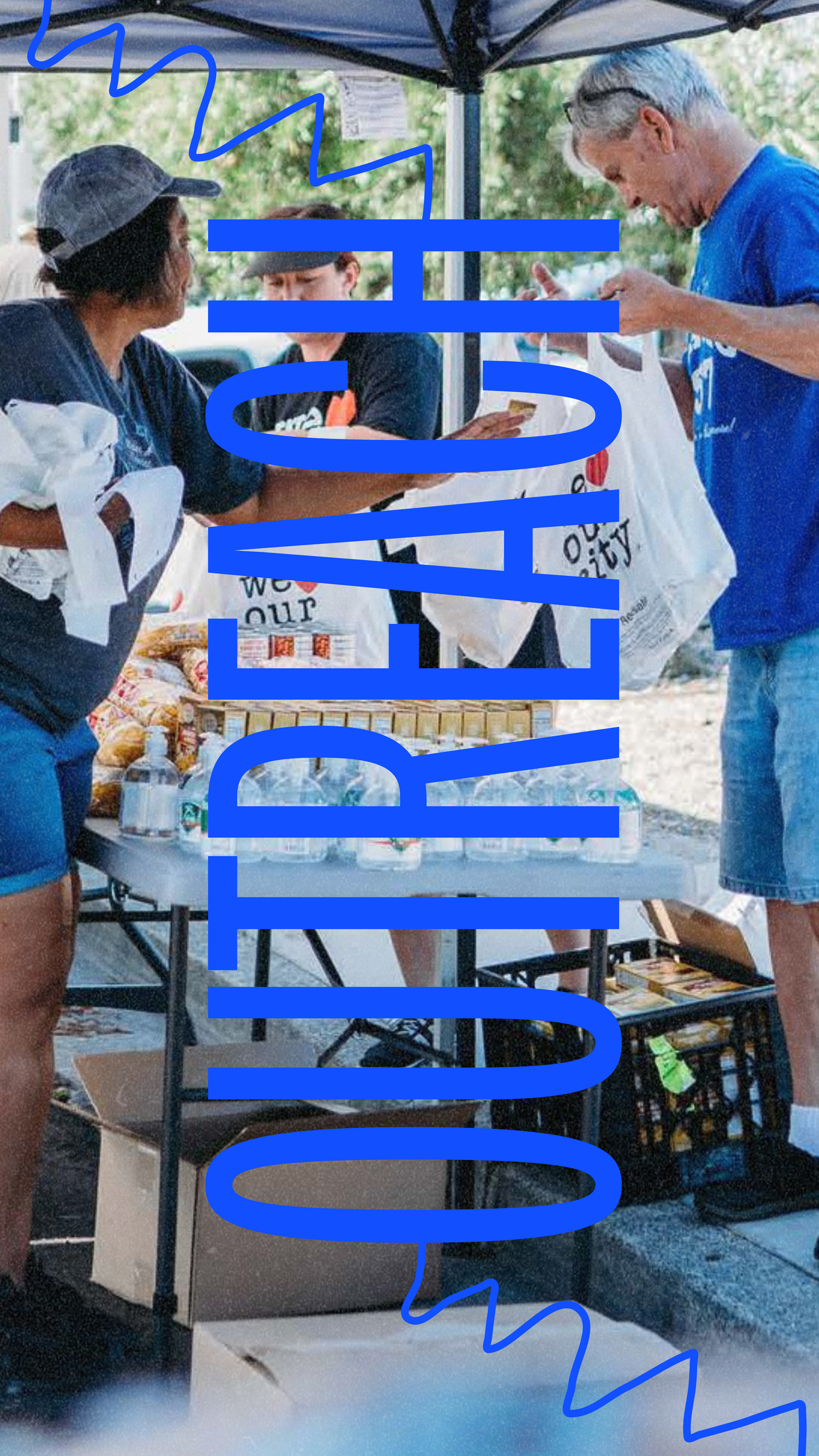
Groups: 46 combined  
small groups all campuses

Young adult small  
group leaders: 100+

Campus clubs: 2 clubs, 150 average  
of combined attendance weekly

First camp since 2019:  
170 attendees





# THE CARE FREE STORE



# WE ❤️ OUR CITY

350+ kids receive backpacks

34,782 volunteer hours for adopt a block

100+ kids receive birthday cupcakes

300+ pairs of shoes distributed

1,326 kids received books

1,000+ free haircuts

750 kids participating in art and science projects

Serving over 90 blocks in 7 different cities

East Bay serving over 11,520 families per year

Napa serving over 7,000 families per year

## Storehouse Households Served:

Vacaville : 96,455

East Bay: 3,963

## Individuals:

Vacaville: 288,288

East Bay: 11,891



# PRISON CHURCH NETWORK

A total of 10 prison campuses with 3 new campuses added.

PCN App – service streamed in every State Prison and County Jail in 34 states: 186,028 Total Views, 352 Accepted Christ, and 9,371 total subscribers.

# SCIENCE CENTRE FOR EARTH AND PLANETARY SCIENCE



# TFH CONFERENCE

1,749 attendees gathered from 73 churches, 15 Breakout sessions.

Generosity Moment: \$42,000 given to Encore Church – A new church plant and TFH Network church.

# WORSHIP

Summer School of Worship (July 2022)

94 kids (4th-12th grade)

47 pastors + leaders from 13 churches, 6 states

# YOUTH

Rally Conference: 1,412 attendees

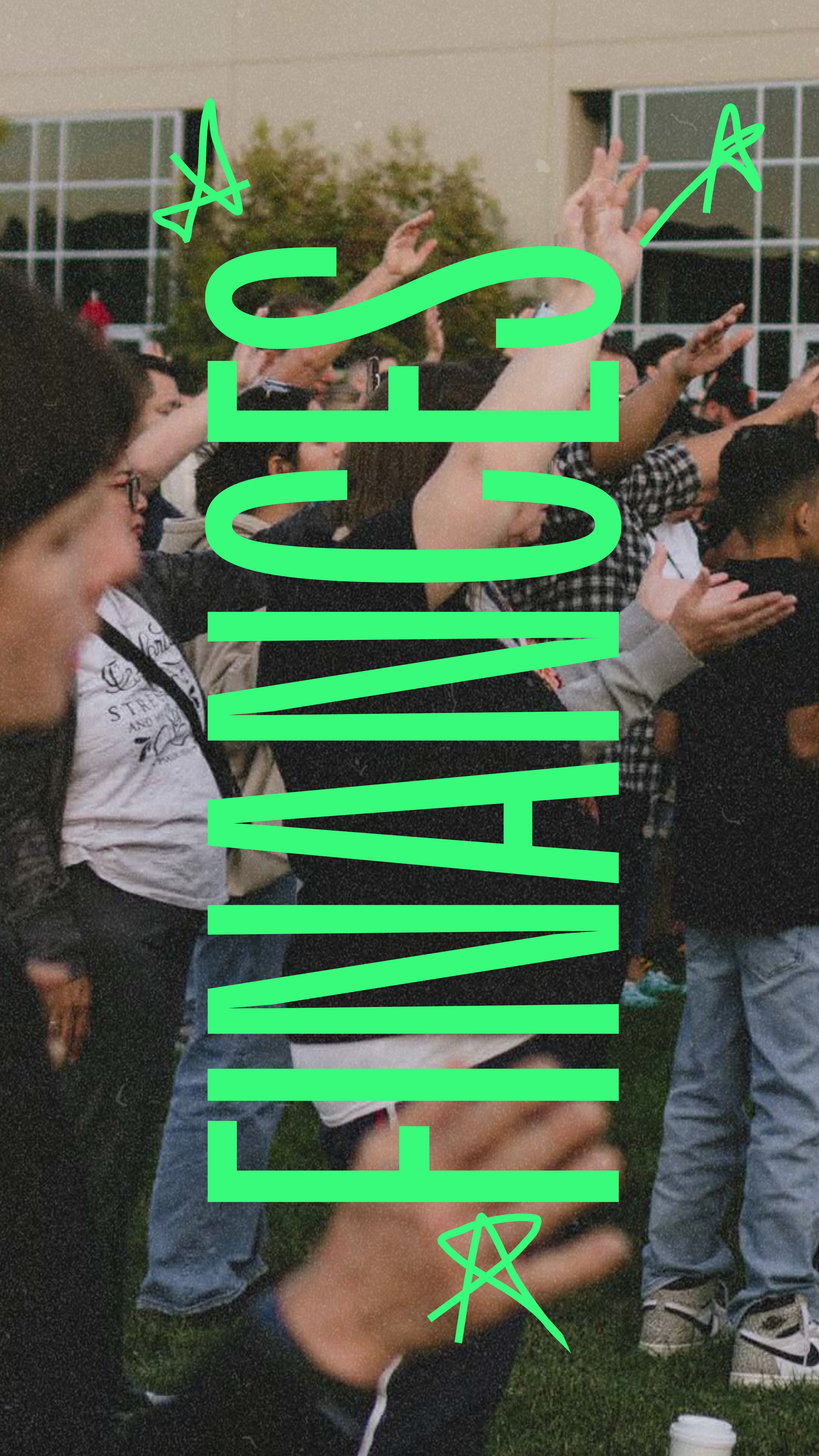
# KIDS

Adventure camp: 1,106 kids

Adventure camp volunteers: 367

Post-camp baptisms: 74






# CELEBRATE WITH FRIENDS



# INCOME: \$21,258,458




Tithes/Offerings	71.5%	\$15,196,529
Capital Campaign	10.6%	\$2,266,421
Other	10.2%	\$2,169,042
Special Offerings	7.6%	\$1,626,466

*Note: Total does not include Non Cash Food Donations of \$10,352,991*

# SAVINGS: \$8,229,454

Savings: Bldg Expansion	\$1,850,000
Savings: Reserves	\$6,379,000

# EXPENSES: \$20,216,829



Compensation	32.2%	\$6,510,222
Facilities	27.8%	\$5,628,987
Church Ministries	14.4%	\$2,829,495
Outreach	10.9%	\$2,180,156
Missions	5.9%	\$1,191,407
Operations	3.7%	\$748,242
Preschool	1.5%	\$293,816
Youth + Young Adults Min	1.0%	\$206,369
Children's Ministry	0.9%	\$178,733
Leadership College	0.8%	\$158,281
Small Groups	0.7%	\$144,268
Conferences + Retreats	0.7%	\$146,853

**Total Capitalized Expenses: \$1,898,710**

*Note: Total does not include Non Cash Food Distributions of \$6,998,280*



# THANK YOU FOR YOUR GENEROSITY

Because of you we have  
been able to change  
lives, meet needs, and  
go to the nations.